

## VTS WALL MOUNTED PANELS

### EASY ORDER GUIDE



Wall Mounted Panels are the ideal solution to organised wall mounted tool and equipment storage. It's no secret the leaner and more efficient your workshop production is, the greater chances are of a more profitable business. Successful industrial workshops in the automotive, defence and manufacturing industries are adopting a '5S' approach to their production processes. **BOSCOTEK™** products are perfectly matched with this strategic way of operating which is why we have introduced our new VTS range of workshop storage products.

Our Visual Tool Storage (VTS) range combines flexible tool and part storage with maximum visibility. This visibility is critical in a busy workshop; reducing excessive movement and time when employees try to locate and access tools. Also, the additional security benefit of knowing what tools are in use and what needs to be replaced is popular in high user turnovers. So start Reclaiming Your Workspace with wall mounted panels.




#### **Boscotek**

A Division of Wilson & Gilkes  
337-349 Newbridge Road  
Moorebank NSW 2170 Australia



PH: 02 9914 0900  
sales@boscotek.com.au  
www.boscotek.com.au

## VTS WALL MOUNTED PANELS



### Features Include

|   |   |
|---|---|
| 1 | <b>Feature:</b> Powder coated metal perforated panels   |
|   | 1.2mm zinc seal steel perforated panels accommodate Boscotek Twist & Lock Tool Hooks (see page XX). |
|   | <b>Benefit:</b> Strong durable design for workshops   |

|   |   |
|---|---|
| 2 | <b>Feature:</b> Large surface area of perforation   |
|   | Perforated pitch array gives maximum surface area of any panel.   |
|   | <b>Benefit:</b> Store more tools with greater surface area. Hooks can be fixed over adjoining and stacked panels without loss of storage space. |

|   |   |
|---|---|
| 3 | <b>Feature:</b> Slimline mounting posts   |
|   | Intelligent design of mounting posts provides clean and strong mounting to wall. Available in 304, 608, 912 & 1,216mm high. |
|   | <b>Benefit:</b> Reduced depth and aesthetic flush appearance. Panels can be stacked with no loss of space.                  |

|   |   |
|---|---|
| 4 | <b>Feature:</b> Powder coated louvre panels   |
|   | 1.2mm zinc seal steel louvre panels accommodate standard plastic bins (not supplied by Boscotek). |
|   | <b>Benefit:</b> Greater use of wall space   |

|   |   |
|---|---|
| 5 | <b>Feature:</b> Flat packed design                          |
|   | Units supplied flat packed. Screws and dowels not included. |
|   | <b>Benefit:</b> Easy to transport and disassemble.          |

# THE CHOICE IS YOURS

## VTS WALL MOUNTED PANEL SYSTEM SIZES

The VTS wall mounted panel system by BOSCOTEK has been carefully designed to provide a flexible, modular and aesthetic solution to wall mounted tool storage for workshops, factories and garages. Compatible with BOSCOTEK Twist & Lock Tool Hooks and regular plastic bins (not supplied) there is a size and combination to suit any requirement.





Choose from a range of perforated and louvred panels in **714mm** and **1,018mm** wide and **304mm** and **608mm** high.

Each set of panels requires at least **2 mounting posts** of the required size which are available in **304mm, 608mm, 912mm** and **1,216mm** high.

Where panels join vertically, an additional mounting post is also required, so 2 vertically adjoining panels require 4 mounting posts (see next page).

Select the right combination and quantity of panels and mounting posts below or choose from our popular configurations on the

## PERFORATED PANEL SIZES



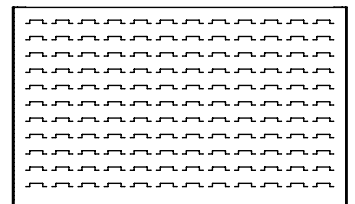
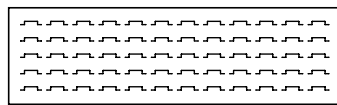
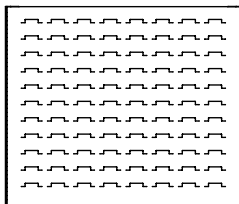
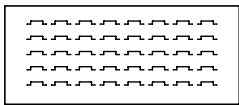
| BTWM.PP.304.714 |        |       |
|-----------------|--------|-------|
| (mm)            | Height | Width |
| Panel Size      | 608    | 1,018 |
| Mounted Size    | 608    | 1,026 |

| BTWM.PP.608.714 |        |       |
|-----------------|--------|-------|
| (mm)            | Height | Width |
| Panel Size      | 608    | 714   |
| Mounted Size    | 608    | 722   |

| BTWM.PP.304.1018 |        |       |
|------------------|--------|-------|
| (mm)             | Height | Width |
| Panel Size       | 304    | 1,018 |
| Mounted Size     | 304    | 1,026 |

| BTWM.PP.608.1018 |        |       |
|------------------|--------|-------|
| (mm)             | Height | Width |
| Panel Size       | 608    | 1,018 |
| Mounted Size     | 608    | 1,026 |

## LOUVRED PANEL SIZES



| BTWM.LP.304.714 |        |       |
|-----------------|--------|-------|
| (mm)            | Height | Width |
| Panel Size      | 304    | 714   |
| Mounted Size    | 304    | 722   |


| BTWM.LP.608.714 |        |       |
|-----------------|--------|-------|
| (mm)            | Height | Width |
| Panel Size      | 608    | 714   |
| Mounted Size    | 608    | 722   |

| BTWM.LP.304.1018 |        |       |
|------------------|--------|-------|
| (mm)             | Height | Width |
| Panel Size       | 304    | 1,018 |
| Mounted Size     | 304    | 1,026 |

| BTWM.LP.608.1018 |        |       |
|------------------|--------|-------|
| (mm)             | Height | Width |
| Panel Size       | 608    | 1,018 |
| Mounted Size     | 608    | 1,026 |

# THE CHOICE IS YOURS

## MOUNTING POST SIZES



| BTWM.MP.304  |        |       |
|--------------|--------|-------|
| (mm)         | Height | Width |
| Panel Size   | 304    | 35    |
| Mounted Size | 304    | 4     |

| BTWM.MP.608  |        |       |
|--------------|--------|-------|
| (mm)         | Height | Width |
| Panel Size   | 608    | 35    |
| Mounted Size | 608    | 4     |

| BTWM.MP.912  |        |       |
|--------------|--------|-------|
| (mm)         | Height | Width |
| Panel Size   | 912    | 35    |
| Mounted Size | 912    | 4     |

| BTWM.MP.1216 |        |       |
|--------------|--------|-------|
| (mm)         | Height | Width |
| Panel Size   | 1,216  | 35    |
| Mounted Size | 1,216  | 4     |

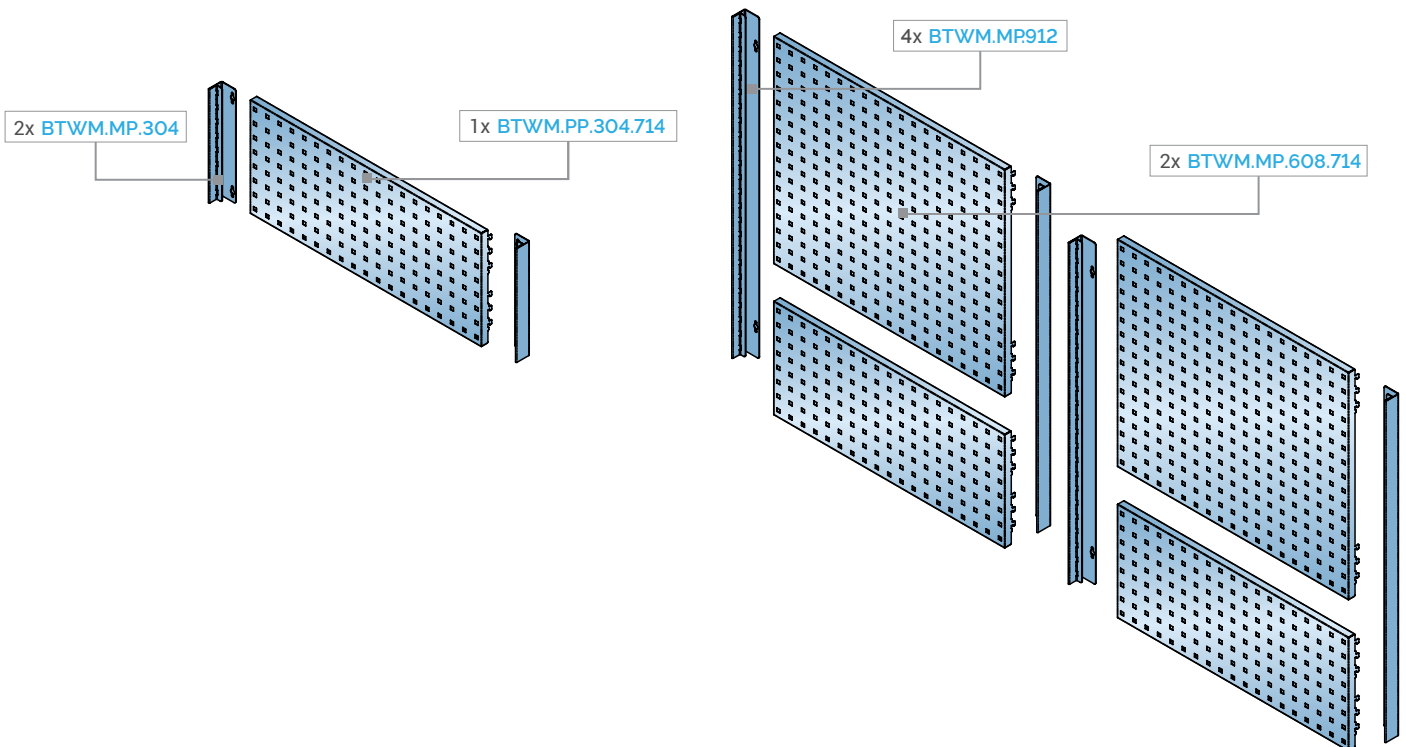
## THE SYSTEM

The VTS wall mounted panel system can be used to store several tools on a single panel to keep small work areas organised, or several panels can be joined together for workshops and factories requiring large volume tool storage. There is no limit to how many panels can be stacked together.

Simply fix the mounting posts in the desired position (hardware not

supplied), hang the panel in the slots provided, and insert Twist & Lock Tool Hooks and you have the ideal solution to wall mounted tool storage.

The example below shows 2 typical configurations and how mounting post size and quantity are required to hang the panels.



### Boscotek

A Division of Wilson & Gilkes  
337-349 Newbridge Road  
Moorebank NSW 2170 Australia



PH: 02 9914 0900  
sales@boscotek.com.au  
www.boscotek.com.au

# POPULAR CHOICES


## STANDARD WALL MOUNTED PANEL CONFIGURATIONS

### ORDERING:


To order a standard wall mounted panel configuration illustrated on this page specify the codes below. Most configurations are available in: **722mm, 1,444mm and 2,052mm widths** and **608mm, 912mm and 1,216mm heights**.

For longer widths and heights please order multiple sets to reach your requirement. All wall mounted **perforated panels** are **42mm deep** and **louvre panels** are **52mm deep** and are flat packed unless otherwise requested.

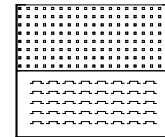
Check the compatible Lock and Twist tool hook pages (page XX) to see what options are available for hanging and storing tools and equipment



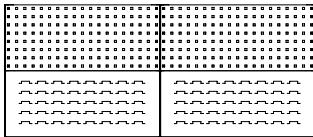
| BTWMP.01     |                                      |       |
|--------------|--------------------------------------|-------|
| Consists Of  | 1x BTWM.PP.608.714<br>2x BTWM.MP.608 |       |
| (mm)         | Height                               | Width |
| Overall Size | 608                                  | 722   |



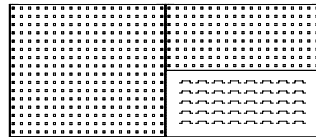
| BTWMP.02     |                                      |       |
|--------------|--------------------------------------|-------|
| Consists Of  | 2x BTWM.PP.608.714<br>4x BTWM.MP.608 |       |
| (mm)         | Height                               | Width |
| Overall Size | 608                                  | 1,444 |



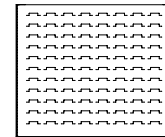
| BTWMP.03     |  |       |
|--------------|--|-------|
| Consists Of  | 1x BTWM.PP.304.714<br>1x BTWM.LP.304.714<br>2x BTWM.MP.608 |       |
| (mm)         | Height   | Width |
| Overall Size | 608  | 722   |




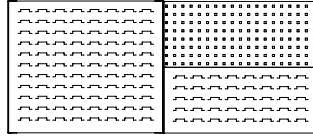
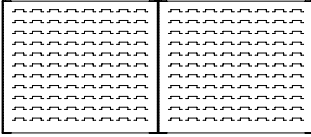
| BTWMP.04     |  |       |
|--------------|--|-------|
| Consists Of  | 2x BTWM.PP.304.714<br>2x BTWM.LP.304.714<br>4x BTWM.MP.608 |       |
| (mm)         | Height   | Width |
| Overall Size | 608  | 1,444 |



| BTWMP.05     |  |       |
|--------------|--|-------|
| Consists Of  | 1x BTWM.PP.608.714<br>1x BTWM.PP.304.714<br>1x BTWM.LP.304.714<br>4x BTWM.MP.608 |       |
| (mm)         | Height   | Width |
| Overall Size | 608  | 1,444 |



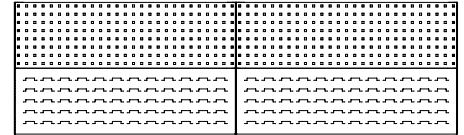

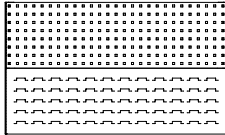
| BTWMP.06     |                                      |       |
|--------------|--------------------------------------|-------|
| Consists Of  | 1x BTWM.LP.608.714<br>2x BTWM.MP.608 |       |
| (mm)         | Height                               | Width |
| Overall Size | 608                                  | 722   |



| BTWMP.07     |  |       |
|--------------|--|-------|
| Consists Of  | 2 x BTWM.LP.608.714<br>4 x BTWM.MP.608 |       |
| (mm)         | Height                                 | Width |
| Overall Size | 608                                    | 1,444 |

| BTWMP.08     |  |       |
|--------------|--|-------|
| Consists Of  | 1 x BTWM.LP.608.714<br>1 x BTWM.PP.304.714<br>1 x BTWM.LP.304.714<br>4 x BTWM.MP.608 |       |
| (mm)         | Height   | Width |
| Overall Size | 608  | 1,444 |

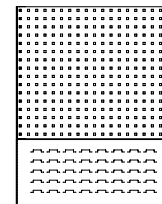


| BTWMP.09     |   |       |
|--------------|---|-------|
| Consists Of  | 1 x BTWM.PP.608.1018<br>2 x BTWM.MP.608 |       |
| (mm)         | Height                                  | Width |
| Overall Size | 608                                     | 1,026 |



| BTWMP.10     |  |       |
|--------------|--|-------|
| Consists Of  | 1x BTWM.PP.304.1018<br>1x BTWM.LP.304.1018<br>2x BTWM.MP.608 |       |
| (mm)         | Height   | Width |
| Overall Size | 608  | 1,026 |

| BTWMP.11     |                                       |       |
|--------------|---------------------------------------|-------|
| Consists Of  | 2x BTWM.PP.608.1018<br>4x BTWM.MP.608 |       |
| (mm)         | Height                                | Width |
| Overall Size | 608                                   | 2,052 |

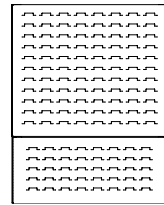
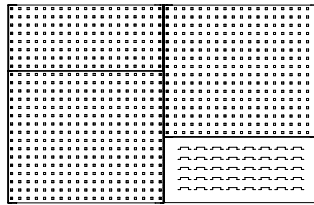
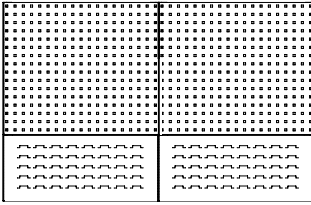
| BTWMP.12     |  |       |
|--------------|--|-------|
| Consists Of  | 2x BTWM.PP.304.1018<br>2x BTWM.LP.304.1018<br>4x BTWM.MP.608 |       |
| (mm)         | Height   | Width |
| Overall Size | 608  | 2,052 |



| BTWMP.13     |  |       |
|--------------|--|-------|
| Consists Of  | 1x BTWM.PP.608.714<br>1x BTWM.PP.304.714<br>2x BTWM.MP.912 |       |
| (mm)         | Height   | Width |
| Overall Size | 912  | 722   |

| BTWMP.14     |  |       |
|--------------|--|-------|
| Consists Of  | 2x BTWM.PP.608.714<br>2x BTWM.PP.304.714<br>4x BTWM.MP.912 |       |
| (mm)         | Height   | Width |
| Overall Size | 912  | 1,444 |

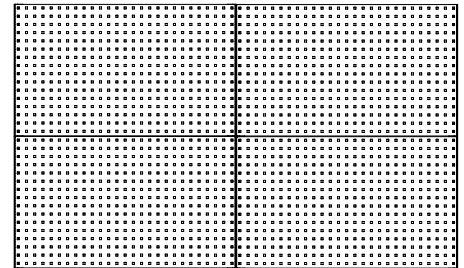
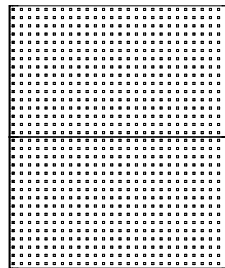
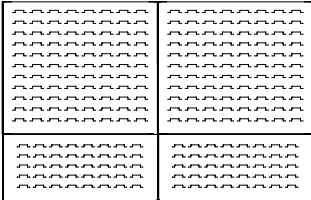
| BTWMP.15     |  |       |
|--------------|--|-------|
| Consists Of  | 1x BTWM.PP.608.714<br>1x BTWM.LP.304.714<br>2x BTWM.MP.912 |       |
| (mm)         | Height   | Width |
| Overall Size | 912  | 722   |



| BTWMP.16     |  |       |
|--------------|--|-------|
| Consists Of  | 2x BTWM.PP.608.714<br>2x BTWM.LP.304.714<br>4x BTWM.MP.912 |       |
| (mm)         | Height   | Width |
| Overall Size | 912  | 1,444 |

| BTWMP.17     |  |       |
|--------------|--|-------|
| Consists Of  | 2x BTWM.PP.608.714<br>1x BTWM.PP.304.714<br>1x BTWM.LP.304.714<br>4x BTWM.MP.912 |       |
| (mm)         | Height   | Width |
| Overall Size | 912  | 1,444 |

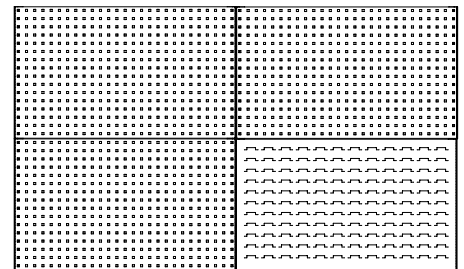
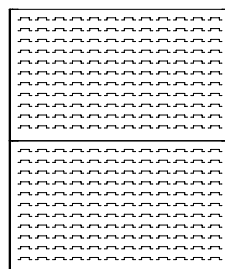
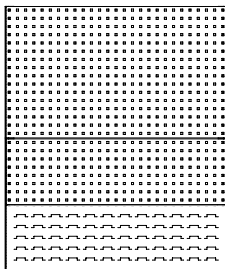
| BTWMP.18     |  |       |
|--------------|--|-------|
| Consists Of  | 1x BTWM.LP.608.714<br>1x BTWM.LP.304.714<br>2x BTWM.MP.912 |       |
| (mm)         | Height   | Width |
| Overall Size | 912  | 722   |



| BTWMP.19     |  |       |
|--------------|--|-------|
| Consists Of  | 2x BTWM.LP.608.714<br>2x BTWM.LP.304.714<br>4x BTWM.MP.912 |       |
| (mm)         | Height   | Width |
| Overall Size | 912  | 1,444 |

| BTWMP.20     |  |       |
|--------------|--|-------|
| Consists Of  | 2x BTWM.PP.608.1018<br>2x BTWM.MP.1216 |       |
| (mm)         | Height                                 | Width |
| Overall Size | 1,216                                  | 1,026 |

| BTWMP.21     |  |       |
|--------------|--|-------|
| Consists Of  | 4x BTWM.PP.608.1018<br>4x BTWM.MP.1216 |       |
| (mm)         | Height                                 | Width |
| Overall Size | 1,216                                  | 2,052 |



| BTWMP.22     |  |       |
|--------------|--|-------|
| Consists Of  | 1x BTWM.PP.608.1018<br>1x BTWM.PP.304.1018<br>1x BTWM.LP.304.1018<br>2x BTWM.MP.1216 |       |
| (mm)         | Height   | Width |
| Overall Size | 1,216  | 1,026 |

| BTWMP.23     |  |       |
|--------------|--|-------|
| Consists Of  | 2x BTWM.LP.608.1018<br>2x BTWM.MP.1216 |       |
| (mm)         | Height                                 | Width |
| Overall Size | 1,216                                  | 1,026 |

| BTWMP.24     |   |       |
|--------------|---|-------|
| Consists Of  | 3x BTWM.PP.608.1018<br>1x BTWM.LP.608.1018<br>4x BTWM.MP.1216 |       |
| (mm)         | Height  | Width |
| Overall Size | 1,216   | 2,052 |

**Boscotek**


A Division of Wilson & Gilkes  
337-349 Newbridge Road  
Moorebank NSW 2170 Australia



PH: 02 9914 0900  
sales@boscotek.com.au  
www.boscotek.com.au

# VTS WALL MOUNTED PANELS

## Tool Hanging Accessories



### TWIST & LOCK TOOL HOOKS

With the Wall Mount Panel System, tools and equipment are organised and neatly stored above the work top area with the use of varying sizes of hooks, holders and hangers. The simple lock and twist design means these tool hooks can be locked and relocated with ease.

### FEATURES

- Zinc plated steel & plastic mount
- Large range of hooks, hangers and holders
- Lock & twist design makes using simple
- Load rated to 5kgs per hook

Available in red ● & green ● kits or packs of 10 only. Number denotes quantity per kit.

### TOOL HANGING ACCESSORY KITS

● Red is recommended for 720 mm & 1,440 mm wide panels  
44 pieces in total

● Green is recommended for 2,052 mm wide panel  
76 pieces in total

#### Multi-Purpose Holder



| Φ (mm) | Green | Red |
|--------|-------|-----|
| 60     | 4     | 2   |

#### Spanner Holder



| slots | Green | Red |
|-------|-------|-----|
| 8     | 1     | 1   |

#### Single Pin (100mm)



| L(mm) | Green | Red |
|-------|-------|-----|
| 100   | 8     | 4   |

#### Single Pin (25mm)



| L(mm) | Green | Red |
|-------|-------|-----|
| 25    | 6     | 4   |

#### U Shape Holder



| L(mm) | W(mm) | Green | Red |
|-------|-------|-------|-----|
| 70    | 25    | 4     | 2   |
| 23    | 55    | 4     | 2   |

#### Round Hook



| Φ (mm) | Green | Red |
|--------|-------|-----|
| 60     | 1     |     |
| 80     | 2     | 1   |

#### Tool Hook



| L(mm) | H(mm) | Green | Red |
|-------|-------|-------|-----|
| 25    | 14    | 6     | 4   |
| 50    | 14    | 10    | 6   |
| 100   |       | 6     | 4   |

#### Double Hook



| L(mm) | W(mm) | Green | Red |
|-------|-------|-------|-----|
| 25    | 35    | 6     | 3   |
| 50    | 35    | 4     | 2   |
| 100   | 35    | 4     | 1   |

### Boscotek

A Division of Wilson & Gilkes  
337-349 Newbridge Road  
Moorebank NSW 2170 Australia



# VTS WALL MOUNTED PANELS

## Tool Hanging Accessories



All Lock & Twist Tool Hooks shown above are what is available in the ● red kit.

**Multi Hook**



| L(mm) | W(mm)   |
|-------|---|
| 138   | 240 <span style="color: green;">2</span> <span style="color: red;">1</span> |

**Saw Holder**



| slots   |
|---|
| 4 <span style="color: green;">2</span> <span style="color: red;">2</span> |

**Tri Hook**



| L(mm)   |
|---|
| <span style="color: green;">2</span> <span style="color: red;">1</span> |

**Screwdriver Holder**



| L (mm)  |
|---|
| 1 <span style="color: green;">1</span> <span style="color: red;">1</span> |

**Drill Bit Holder**



| L (mm) Holes   |
|--|
| 26 <span style="color: green;">1</span> <span style="color: red;">1</span> |

**Allen Key Holder**



| Holes  |
|--|
| 10 <span style="color: green;">2</span> <span style="color: red;">2</span> |